

Investment Objectives

The 3iQ CoinShares Ether ETF's investment objectives are to seek to provide unitholders of the ether ETF with exposure to the digital currency ether, and the daily price movements of the US dollar price of ether and the opportunity for long-term capital appreciation.

Fund Highlights

- Fully Secured in Cold Storage
- 100% Ether Exposure*

*May be lower due to a small cash balance in the portfolio holdings. Minimum investment restrictions are outlined in the prospectus.

Inception: April 22, 2021
 Symbol: ETHQ, ETHQ.U
 AUM: \$13,837,009.87 USD

Price Chart (ETHQ.U)¹



1. Source: Market Price data (ETHQ.U) from TMX Group, as of November 30, 2022.

Note: Net Asset Value Per Unit (NAVPU) is calculated by the Administrator daily as at 4:00pm ET. The Fund's ether is valued based on the MVIS CryptoCompare Bitcoin Benchmark Rate Index (BBR) maintained by MVI Index Solutions GmbH (MVIS).

Net Asset Value (NAV)²

ETHQ.U

NAVPU at Inception	NAVPU	Market Price	Units Outstanding	ETH per Unit	Units per ETH
\$10.36 USD	\$5.19 USD	\$5.15 USD	2,668,262	0.00401985	248.77

2. Source: 3iQ Corp., as of November 30, 2022.

Fund Performance

Fund Returns	1-Month	3-Month	6-Month	YTD	1-Year	Since Inception	3-Year
Class A	-18%	-18%	-34%	-65%	-73%	-50%	N/A

Source: 3iQ Corp., as of November 30, 2022. Performance figures are rounded, and based on the NAVPU of 3iQ CoinShares Ether ETF (ETHQ.U). Past performance is not indicative of future results.

Historical Performance

	JAN	FEB	MAR	APR	MAY	JUN	JUL	AUG	SEP	OCT	NOV	DEC	Annual or YTD
2022	-27%	5%	17%	-15%	-31%	-48%	69%	-9%	-14%	15%	-18%		-65%
2021	-	-	-	-	-7%	-15%	6%	44%	-12%	45%	6%	-22%	49%

Source: 3iQ Corp., as of November 30, 2022. Performance figures are rounded, and based on the NAVPU of 3iQ CoinShares Ether ETF (ETHQ.U). Past performance is not indicative of future results.

Key Facts and Terms




Exchange	Toronto Stock Exchange (TSX)
Tickers	ETHQ, ETHQ.U
Currency	CAD, USD
CUSIP	88428G103
ISIN	CA88428G1037
Benchmark Index	MVIS CryptoCompare Ethereum Benchmark Rate Index
Custodian	Tetra Trust Company
Sub-Custodian	Coinbase Custody Trust Company, LLC
Transfer Agent	TSX Trust Company
Accounting	CIBC Mellon Global Securities Services Company
Fund Valuation	CIBC Mellon Global Securities Services Company
Auditor	Raymond Chabot Grant Thornton LLP
Legal Counsel	Renno & Co Inc.

Fees and Expenses

Management Fee	1.00%
Management Expense Ratio (MER)*	1.28% (12 month rolling average)

*The MER is an aggregate of the management fee, operating expenses and other costs incurred by the fund.

Contact Information

	Frederick T. Pye
	Chairman & CEO
	Fred.pye@3iQ.ca

DISCLOSURES: THESE MATERIALS AND THE INFORMATION CONTAINED HEREIN, ARE RESTRICTED AND NOT FOR PUBLICATION, RELEASE OR DISTRIBUTION, IN WHOLE OR IN PART, DIRECTLY OR INDIRECTLY, IN OR INTO OR FROM THE UNITED STATES OR ANY JURISDICTION IN WHICH THE SAME WOULD BE UNLAWFUL.

These materials do not constitute an offer to sell or issue or the solicitation of an offer to buy or subscribe for securities in the United States or any other jurisdiction. Neither the 3iQ Corp.'s (the "Manager") nor the Fund's securities have been nor will be registered under the United States Securities Act of 1933, as amended (the "Securities Act"), nor under the applicable securities laws of any state or other jurisdiction of the United States, and may not be offered, sold, resold, transferred or delivered, directly or indirectly within, into or in the United States, absent registration or an applicable exemption from, or except in a transaction not subject to, the registration requirements of the Securities Act and in compliance with the securities laws of any relevant state or other jurisdiction of the United States. No securities regulatory authority has expressed an opinion about these securities and it is an offence to claim otherwise.

Commissions, trailing commissions, management fees and expenses all may be associated with mutual fund investments. Please read the prospectus before investing. The indicated rates of return are the historical annual compounded total returns including changes in unit value and reinvestment of all distributions and does not take into account certain fees such as redemption fees or optional charges or income taxes payable by any securityholder that would have reduced returns. Mutual funds are not guaranteed, their values change frequently and past performance may not be repeated.

Please read the prospectus before investing. Important information about the 3iQ CoinShares Ether ETF is contained in the prospectus. Copies of the prospectus may be obtained from 3iQ Corp. or at www.sedar.com.

You will usually pay brokerage fees to your dealer if you purchase or sell units of the Fund on the Toronto Stock Exchange, or other alternative trading system (an "exchange"). If the units are purchased or sold on an exchange, investors may pay more than the current net asset value when buying units of the Fund and may receive less than the current net asset value when selling them.

Certain statements in this document are forward-looking statements, including those identified by the expressions "anticipate", "believe", "plan", "estimate", "expect", "intend", "target", "seek", "will" and similar expressions to the extent they relate to the Fund and the Manager. Forward-looking statements are not historical facts but reflect the current expectations of the Fund and the Manager regarding future results or events. Such forward-looking statements reflect the Fund's and the Manager's current beliefs and are based on information currently available to them. Forward-looking statements are made with assumptions and involve significant risks and uncertainties. Although the forward-looking statements contained in this document are based upon assumptions that the Fund and the Manager believe to be reasonable, none of the Fund or the Manager can assure investors that actual results will be consistent with these forward-looking statements. As a result, readers are cautioned not to place undue reliance on these statements as a number of factors could cause actual results or events to differ materially from current expectations.

Some of these risks, uncertainties and other factors are described in the offering documents for the relevant Funds under the heading "Risk Factors". These factors – many of which are beyond the Manager's control and the effects of which can be difficult to predict – include: no assurance in achieving investment objectives, loss of investment, volatility and fluctuation in value of cryptoassets, concentration risk, reliance on the Manager, no ownership interest in the cryptoasset portfolio, changes in legislation, conflicts of interest, valuation, significant redemptions, limited liquidity in the units, limited operating history, exchange rate risk, liquidity constraints on cryptoasset markets, tax risk, risks associated with blockchain networks and forks, risks associated with digital asset platforms and cybersecurity.

The forward-looking statements contained herein were prepared for the purpose of providing prospective investors with general educational background information about cryptoassets and the Funds and may not be appropriate for other purposes. None of the Fund or the Manager assumes any obligation to update or revise them to reflect new events or circumstances, except as required by law.

MVIS CryptoCompare Ethereum Benchmark Rate Index (the "Index") is the exclusive property of MV Index Solutions GmbH ("MVIS ") and has been licensed for use by 3iQ Corp. (the "Licensee"). MVIS has contracted with CryptoCompare Data Limited to maintain and calculate the Indexes. CryptoCompare Data Limited uses its best efforts to ensure that the Indexes are calculated correctly subject to the accuracy of any data that has been provided to it by third parties. Irrespective of its obligations towards MVIS, CryptoCompare Data Limited has no obligation to point out errors in the Indexes to third parties. In particular, MVIS is not responsible for the Licensee and/or for Licensee's legality or suitability and/or for Licensee's business offerings. Offerings by Licensee, may they be based on the 3iQ CoinShares Ether ETF or not, are not sponsored, endorsed, sold, or promoted by MVIS, VanEck Associates Corporation as its parent company or its affiliates (collectively, "VanEck"), and MVIS and VanEck make no representation regarding the advisability of investing in Licensee and/or in Licensee's business offerings. MVIS, VanEck and its affiliates make no warranties and bear no liability with respect to Licensee.

Publication Date: December 5, 2022